

# Reporte Estadístico ECE2020 - 17ENE2020

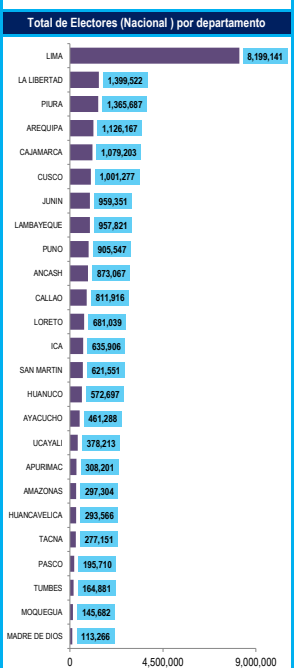
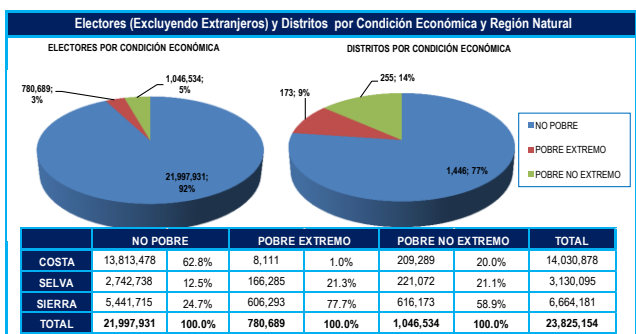
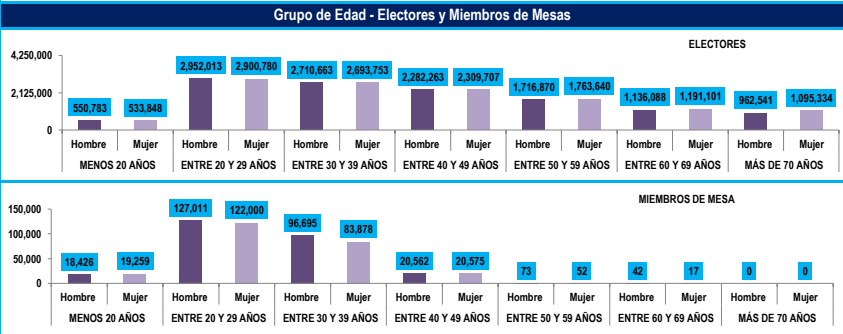
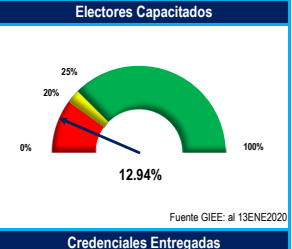
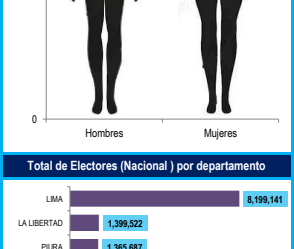
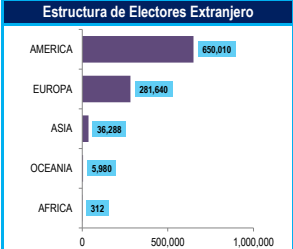
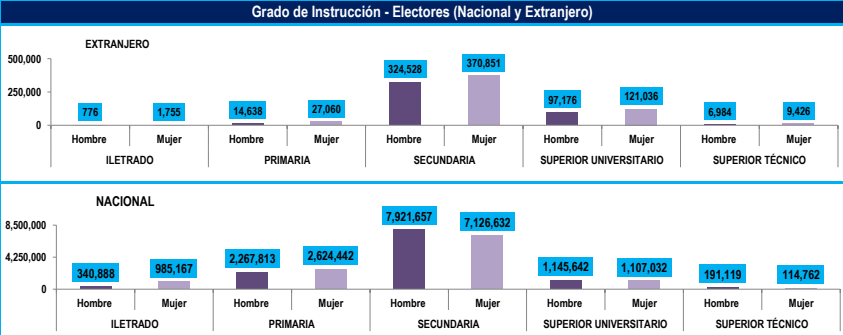
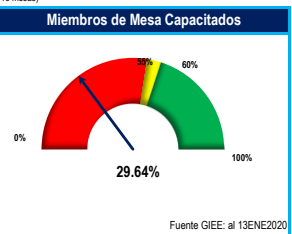
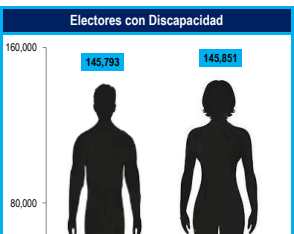
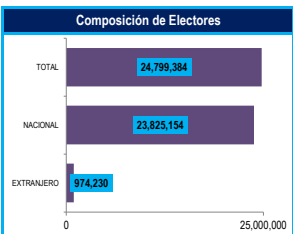
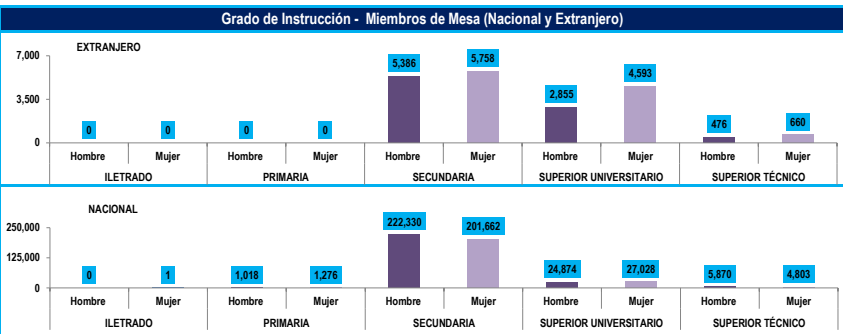
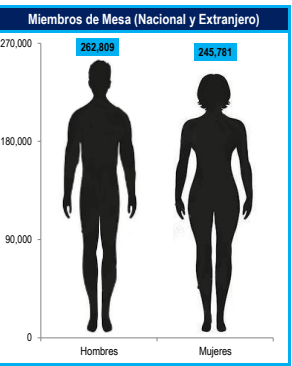
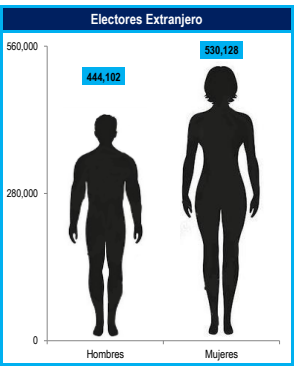
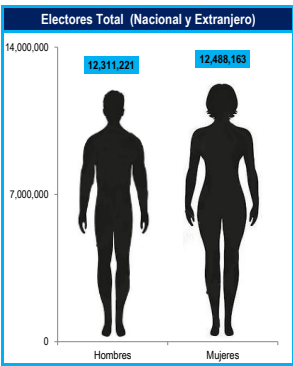
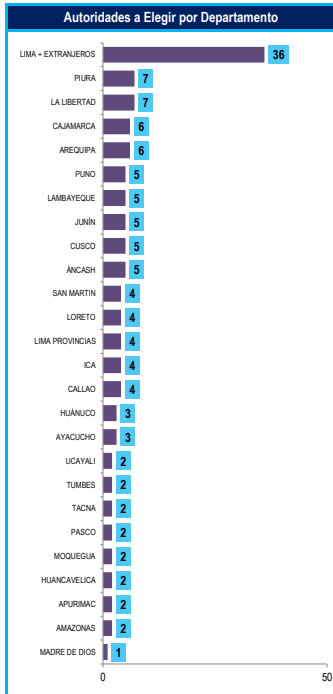
### Autoridades a Elegir

**Congresistas**

130

52 Cuota de Genero

Fuente: Resolución N 0156-2019-JNE (11 OCT2019)



### Avance de indicadores POE

MM capacitados	144,911
% MM Capacitados	29,64%
Electores Capacitados	3,082,189
Entrega de Credenciales	224,379
% Entrega de Credenciales	45,90%

GRADO DE INSTRUCCIÓN	EXTRANJERO				NACIONAL			
	ILETRADO	PRIMARIA	SECUNDARIA	SUPERIOR UNIVERSITARIO	ILETRADO	PRIMARIA	SECUNDARIA	SUPERIOR UNIVERSITARIO
EXTRANJERO	0	0.00%	2	0.00%	0	0.00%	1,294	0.47%
NACIONAL	11,144	56.49%	423,992	86.73%	7,448	37.75%	51,902	10.62%
TOTAL	1,136	5.76%	10,673	2.18%	19,728	100.00%	488,862	100.00%

GRUPO DE EDAD	EXTRANJERO		NACIONAL	
	MENOS 20 AÑOS	ENTRE 20 Y 29 AÑOS	MENOS 20 AÑOS	ENTRE 20 Y 29 AÑOS
EXTRANJERO	408	2.07%	37,277	7.63%
NACIONAL	5,532	28.04%	243,479	49.81%
TOTAL	7,823	39.65%	172,750	35.34%
EXTRANJERO	5,950	30.16%	35,187	7.20%
NACIONAL	8	0.04%	117	0.02%
TOTAL	7	0.04%	52	0.01%
EXTRANJERO	0	0.00%	0	0.00%
NACIONAL	19,728	100.00%	488,862	100.00%

### INFORMACIÓN ELECTORAL

AMBITO	TECNOLOGIA	ELECTORES	MESAS	LOCALES	DISTRITOS
NACIONAL	SEA	931,585	2,866	219	96
	VEP	1,768,530	5,359	264	39
	CON	21,125,039	73,252	4,689	1,739
EXTRANJERO	CON	974,230	3,374	231	220 Ciudades

### DETALLE DE CENTROS POBLADOS

786 CCPP	525,033	2,255	781	395
----------	---------	-------	-----	-----



Elaborado por GPP - Sub Gerencia de Planeamiento